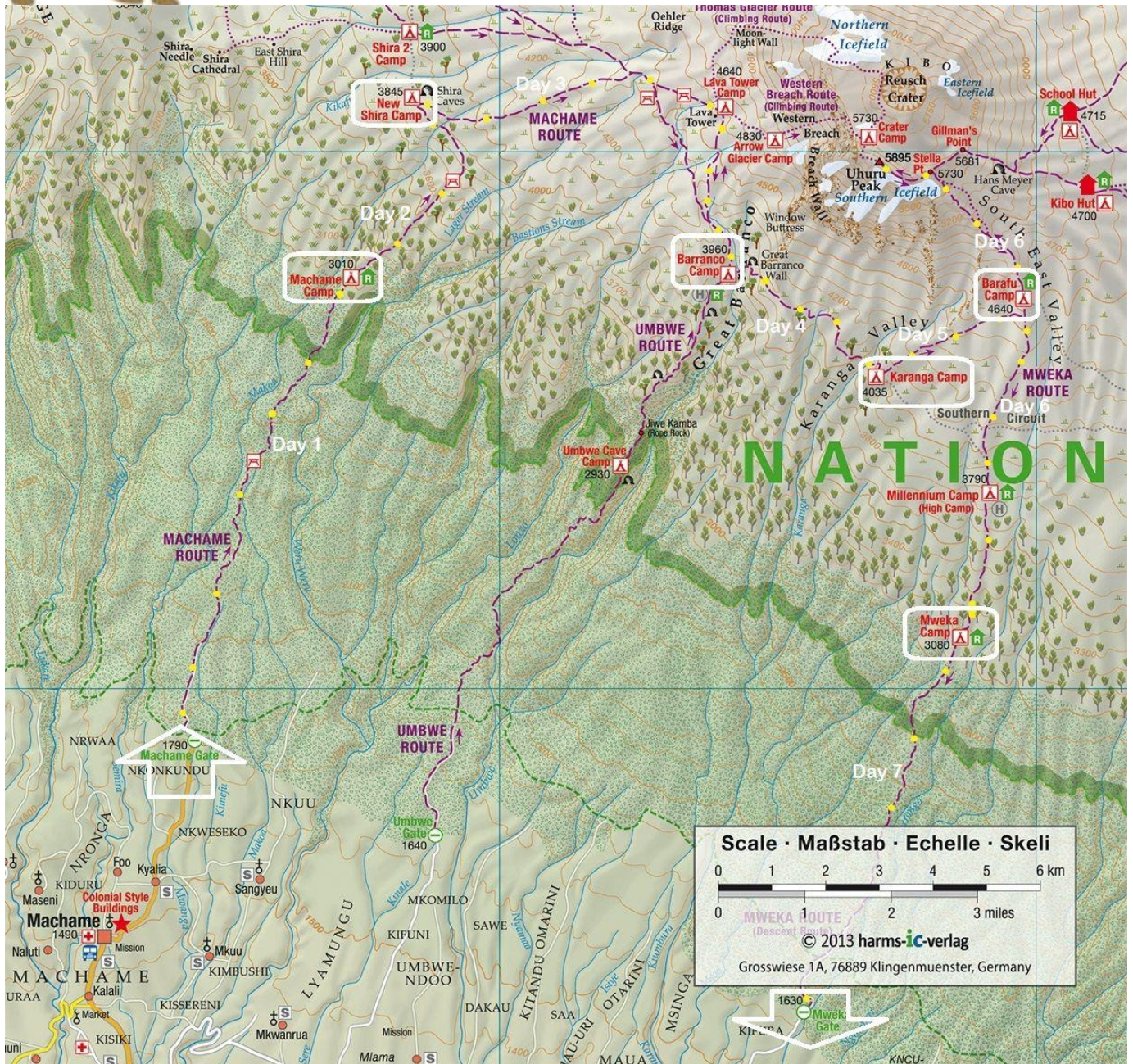




Mt. Kilimanjaro Machame Route 7 Days Itinerary with Kileo Tours




Nowadays is the Machame Route apart from Umbwe Route popular and well known like the Whiskey Route.

The Machame Route located in the southern base of mountain, within its green, abundant rainforest can take 7 days or 6 days for the best acclimatization.

Day 1

Arusha – Machame Gate

Drive from Hotel in Arusha to Machame Gate (1790m / 5872ft).



Machame Gate – Machame Camp

9km, ↑1220m / 4003ft

After registration you begin your climb through the tropical beautiful rain forest. As you pass through the rainforest, you are likely to spot black and white colobus monkeys as well as blue monkeys and forest birds!

After 6-7 hours you will arrive Machame Camp (3010m / 9875ft) for dinner and overnight.

Day 2

Machame Camp – Shira Camp

7km, ↑ 835m / 2740ft

From the Machame Camp, you cross the stream onto its west bank and follow the path up the steep rocky ridge – criss-crossing a few times before reaching Shira camp within 5-6 hours, at the base of a semi-circular wall of Shira.

Dinner and overnight at Shira camp (3845m / 12615ft).

Day 3

Shira Camp – Barranco Camp

10km, ↑ 700m / 2297ft, ↓ 600m / 1969ft

From Shira camp, you hike to Lava Tower (4600m / 15092ft) to acclimatize and then proceed down to Barranco Camp. Tonight's camp is one of the best on the mountain. Dinner and overnight at Barranco Camp (3960m / 12992ft).





Day 4

Barranco Camp – Karanga Valley

6km, ↑ 375m / 1230ft, ↓ 300m / 984ft

From Barranco camp, you climb up through the edge of great Barranco Wall. It's a tough morning climb on a steep trail, but once you reach the top, the views are spectacular. Dinner and overnight at Karanga Camp (4035m / 13238ft).



Day 5

Karanga Camp – Barafu Camp

4km, ↑ 605m / 1985ft

Today is a shorter climb than the past few days, hiking up to the final camp before your last ascent day to the summit.

You must get lots of rest as you will need all your energy for the climb to the roof of Africa. Dinner and overnight at Barafu Camp (4640m / 15223ft).




Day 6

Barafu Camp – Uhuru Peak – Mweka Camp

↑ 1255m / 4117ft, ↓ 2815m / 9235ft

You will start trekking early just after midnight, as the walk today will take 10 – 14 + hours. The 1255m ascent in just over 3 km, will take us about 6-8 hours, as you try to reach the summit to watch the sunrise over the Great Rift Valley. After watching the sunrise and taking enough pictures, you then start descending down the mountain to below the tree line. Dinner and overnight at Mweka Camp (3080m / 10105ft)



Day 7

Mweka Camp – Mweka Gate

10km, ↓ 1450m / 4757ft

On your final day, we will have a short four hour hike out, walking through the lush forest. You meet our driver with the vehicle at the Mweka Gate (1630m / 5348ft) to drive back to the hotel in Arusha.

Included Items: 7 Days Machame-Route Kilimanjaro Climb Itinerary

Equipment

- Quality, waterproof 2-person tents
- Mess tents with table and chairs, tents for the crew
- Mobile toilet
- Oxygen Cylinder

Crew

- Professional, experienced, mountain guides
- Guides, Porters, cook salaries
- Fair and ethical treatment of porters

Meals

- All meals, large portions of fresh, healthy, nutritious food
- All drinks (clean, purified drinking water, coffee and tea)

Fees

- All Park fees and Rescue fees

Transfers

- Transfer from hotel to Gate and back to hotel after climb
- Arrival and Departure transfers, not included in the module price

Accommodation

- 2 nights B&B (before & after climb) in hotel, not included in the module price

Please note: As standard, you will share a room and a tent with your travel partner. If the number of participants is odd, one person will have a tent to oneself. However, a single room supplement must be paid for the hotel.

Excluded:

- **Items of a personal nature**
- **Tipping**
A simple rule of thumb is 10-15% of the price you paid per person for your climb.
- **Travel insurance**
- **Visa**
USD 100 for American and USD 50 for non-Americans. Available at the airport upon arrival or you apply for an [Online Visa](#).

Links to
the website from [Kileo Tours & Safaris Company Ltd](#)

[Routes Description in detail](#)
[What you need](#)